

T. Rowe Price Target 2040 Fund

Supplement to Summary Prospectus Dated October 1, 2019

The fund does not currently charge a management fee. However, the fund indirectly bears its pro-rata share of the expenses of the underlying T. Rowe Price Funds in which it invests (Underlying Funds).

The fund currently invests in the I Class of its Underlying Funds. During April 2020, the fund will convert from each Underlying Fund's I Class to its Z Class. T. Rowe Price is contractually obligated to waive and/or bear all of the Z class' expenses, other than interest; expenses related to borrowings, taxes, and brokerage; and nonrecurring, extraordinary expenses. As a result, the fund's total acquired fund fees and expenses associated with investing in the Z Classes are expected to be less than 0.01%.

At the same time, along with the other T. Rowe Price Target Funds, the fund will begin charging an all-inclusive management fee based on the fund's average daily net assets. The all-inclusive management fee covers investment management and all of the fund's operating expenses except for interest; expenses related to borrowings, taxes, and brokerage; nonrecurring, extraordinary expenses; any acquired fund fees and expenses; and any 12b-1 fees applicable to a class. The all-inclusive management fee rate for the T. Rowe Price Target Funds generally declines over time as a fund reduces its overall stock exposure and when a fund nears and then passes its predetermined target date.

At the time the fund implements these changes, the fee table and expense example in Section 1 are revised as follows:

Fees and Expenses of the Fund

	Investor Class	I Class	Advisor Class
Shareholder fees (fees paid directly from your investment)			
Maximum account fee	\$20 ^a	—	—
Annual fund operating expenses (expenses that you pay each year as a percentage of the value of your investment)			
Management fees	0.69% ^{b,c}	0.51% ^{b,c}	0.69% ^{b,c}
Distribution and service (12b-1) fees	—	—	0.25
Other expenses	— ^b	— ^b	— ^b
Acquired fund fees and expenses	— ^b	— ^b	— ^b
Total annual fund operating expenses	0.69^b	0.51^b	0.94^b

^a Subject to certain exceptions, accounts with a balance of less than \$10,000 are charged an annual \$20 fee.

^b Restated to reflect current fees.

^c The management fee will decline over time in accordance with a predetermined contractual fee schedule, with any annual decrease occurring after the end of the fund's fiscal year. The fee schedule can only be changed with approval by the fund's Board of Directors, and, if required by SEC rules, the fund's shareholders.

Example This example is intended to help you compare the cost of investing in the fund with the cost of investing in other mutual funds. The example assumes that you invest \$10,000 in the fund for the time periods indicated and then redeem all of your shares at the end of those periods, that your investment has a 5% return each year, and that the fund's operating expenses remain the same. Although your actual costs may be higher or lower, based on these assumptions your costs would be:

	1 year	3 years	5 years	10 years
Investor Class	\$71	\$219	\$378	\$824
I Class	52	161	279	614
Advisor Class	96	298	514	1,121

The Target 2040 Fund is managed based on a specific retirement year (target date 2040), which refers to the approximate year an investor would plan to retire and assumes a retirement age of 65. Over time, the allocations to asset classes and Underlying Funds change according to a predetermined "glide path," which represents the shifting of asset classes over time and shows how the fund's asset mix becomes more conservative—both prior to and after retirement—as time elapses.

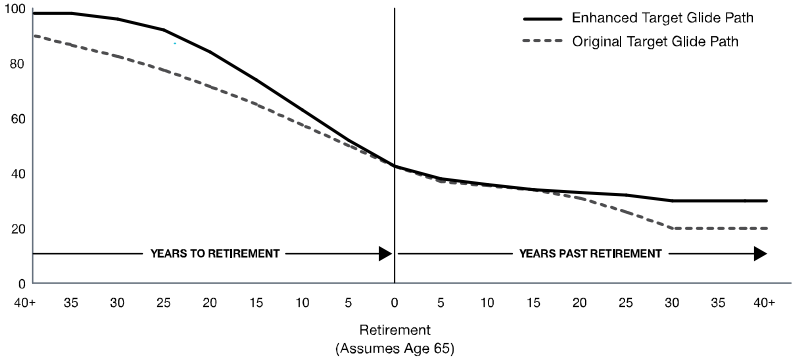
Beginning in the second quarter of 2020, the fund, along with all of the T. Rowe Price Target Funds, will begin to modify its glide path by increasing the overall equity allocation at certain points in the fund's investment life cycle. The equity allocations will generally increase early in the glide path while there are many years leading up to retirement, as well as later in the glide path in the years following retirement. The allocations nearer to the target date will not significantly change, and the overall neutral allocations to stocks and bonds at the target date will remain the same. The transition from the original glide path to the enhanced glide path is expected to occur gradually over time and, for certain Target Funds, may take up to two years to fully implement, based on the changes that are necessary as a result of the fund's positioning on the original glide path.

Accordingly, effective April 1, 2020, the disclosure that appears under "Principal Investment Strategies" in Section 1 is supplemented as follows:

Within the next two years, the fund will shift from its original glide path to an enhanced glide path. The overall allocation to stocks at the beginning of the enhanced glide path (40+ years to retirement) will increase from 90% to 98%, and the 98% equity allocation will remain constant until the fund is 35 years from its target date. The overall allocation to stocks at the end of the enhanced glide path (30 years past retirement) will increase from 20% to 30%. There are increases to the overall equity allocation along other points of the enhanced glide path, but the overall equity allocation at the target date will remain at 42.5%. The following illustrates how the enhanced glide path compares with the original glide path (the left axis indicates the overall neutral allocation to stocks with the remainder of the allocation to bonds):

TARGET FUNDS

% Weighted Stocks



In addition, effective April 1, 2020, the fund will add the T. Rowe Price Emerging Markets Discovery Stock Fund and the T. Rowe Price U.S. Large-Cap Core Fund as new Underlying Funds in which the fund may invest. To reflect the addition of new Underlying Funds, the table showing the fund's neutral allocations in Section 1 is supplemented as follows:

Investments in the "U.S. Large-Cap Stocks" sector may be made through the Equity Index 500, Growth Stock, U.S. Large-Cap Core, and/or Value Funds. Investments in the "International Emerging Market Stocks" sector may be made through the Emerging Markets Discovery Stock and/or Emerging Markets Stock Funds.

The date of this supplement is February 13, 2020.

F196-041-S 2/13/20



SUMMARY PROSPECTUS

October 1, 2019

TRHRX TRXRX PAHHX	T. ROWE PRICE Target 2040 Fund Investor Class I Class Advisor Class
-------------------------	--

The Securities and Exchange Commission (SEC) has not approved or disapproved these securities or passed upon the adequacy of this prospectus. Any representation to the contrary is a criminal offense.

Before you invest, you may want to review the fund's prospectus, which contains more information about the fund and its risks. You can find the fund's prospectus, shareholder reports, and other information about the fund online at troweprice.com/prospectus. You can also get this information at no cost by calling **1-800-638-5660**, by sending an e-mail request to info@troweprice.com, or by contacting your financial intermediary. This Summary Prospectus incorporates by reference the fund's prospectus, dated October 1, 2019, as amended or supplemented, and Statement of Additional Information, dated October 1, 2019, as amended or supplemented.

Beginning on January 1, 2021, as permitted by SEC regulations, paper copies of the T. Rowe Price funds' annual and semiannual shareholder reports will no longer be mailed, unless you specifically request them. Instead, shareholder reports will be made available on the funds' website (troweprice.com/prospectus), and you will be notified by mail with a website link to access the reports each time a report is posted to the site.

If you already elected to receive reports electronically, you will not be affected by this change and need not take any action. At any time, shareholders who invest directly in T. Rowe Price funds may generally elect to receive reports or other communications electronically by enrolling at troweprice.com/paperless or, if you are a retirement plan sponsor or invest in the funds through a financial intermediary (such as an investment advisor, broker-dealer, insurance company, or bank), by contacting your representative or your financial intermediary.

You may elect to continue receiving paper copies of future shareholder reports free of charge. To do so, if you invest directly with T. Rowe Price, please call T. Rowe Price as follows: IRA, nonretirement account holders, and institutional investors, **1-800-225-5132**; small business retirement accounts, **1-800-492-7670**. If you are a retirement plan sponsor or invest in the T. Rowe Price funds through a financial intermediary, please contact your representative or financial intermediary, or follow additional instructions if included with this document. Your election to receive paper copies of reports will apply to all funds held in your account with your financial intermediary or, if you invest directly in the T. Rowe Price funds, with T. Rowe Price. Your election can be changed at any time in the future.

Investment Objective

The fund seeks the highest total return over time consistent with an emphasis on both capital growth and income.

Fees and Expenses

This table describes the fees and expenses that you may pay if you buy and hold shares of the fund. You may also incur brokerage commissions and other charges when buying or selling shares of the fund, which are not reflected in the table.

Fees and Expenses of the Fund*

	Investor Class	I Class	Advisor Class
Shareholder fees (fees paid directly from your investment)			
Maximum account fee	\$20 ^a	—	—
Annual fund operating expenses (expenses that you pay each year as a percentage of the value of your investment)			
Management fees	—%	—%	—%
Distribution and service (12b-1) fees	—	—	0.25
Other expenses	0.29 ^b	0.14 ^d	0.29 ^e
Acquired fund fees and expenses	0.55	0.55	0.55
Total annual fund operating expenses	0.84	0.69	1.09
Fee waiver/expense reimbursement	(0.14) ^{b, c}	(0.13) ^{c, d}	(0.14) ^{c, e}
Total annual fund operating expenses after fee waiver/expense reimbursement	0.70^{b, c}	0.56^{c, d}	0.95^{c, e}

* While the fund itself charges no management fee, it will indirectly bear its pro-rata share of the expenses of the underlying T. Rowe Price funds in which it invests (acquired funds).

^a Subject to certain exceptions, accounts with a balance of less than \$10,000 are charged an annual \$20 fee.

^b T. Rowe Price Associates, Inc., has contractually agreed (through September 30, 2020) to pay the operating expenses of the fund's Investor Class excluding interest; expenses related to borrowings, taxes, and brokerage; nonrecurring, extraordinary expenses and acquired fund fees and expenses ("Investor Class Operating Expenses"), to the extent the Investor Class Operating Expenses exceed 0.15% of the class' average daily net assets. The agreement may be terminated at any time after September 30, 2020, with approval by the fund's Board of Directors. Any expenses paid under this agreement (or a separate agreement limiting the Investor Class' total expense ratio to 0.74%) are subject to reimbursement to T. Rowe Price Associates, Inc., by the fund whenever the fund's Investor Class Operating Expenses are below 0.15%. However, no reimbursement will be made more than three years from the date such amounts were initially waived or reimbursed. The fund may only make repayments to T. Rowe Price Associates, Inc., if such repayment does not cause the fund's Investor Class Operating Expenses (after the repayment is taken into account) to exceed the lesser of: (1) any Investor Class contractual expense limitation in place at the time such amounts were waived; or (2) any current Investor Class expense limitation.

^c Restated to reflect current fees.

^d T. Rowe Price Associates, Inc., has contractually agreed (through September 30, 2020) to pay the operating expenses of the fund's I Class excluding interest; expenses related to borrowings, taxes, and brokerage; nonrecurring, extraordinary expenses; and acquired fund fees and expenses ("I Class Operating Expenses"), to the extent the I Class Operating Expenses exceed 0.01% of the class' average daily net assets. The agreement may be terminated at any time after September 30, 2020, with approval by the fund's Board of Directors. Any expenses paid

under this agreement (and a previous limitation on I Class Operating Expenses of 0.05%) are subject to reimbursement to T. Rowe Price Associates, Inc., by the fund whenever the fund's I Class Operating Expenses are below 0.01%. However, no reimbursement will be made more than three years from the date such amounts were initially waived or reimbursed. The fund may only make repayments to T. Rowe Price Associates, Inc., if such repayment does not cause the I Class Operating Expenses (after the repayment is taken into account) to exceed the lesser of: (1) the limitation on I Class Operating Expenses in place at the time such amounts were waived; or (2) the current expense limitation on I Class Operating Expenses.

- o T. Rowe Price Associates, Inc., has contractually agreed (through September 30, 2020) to pay the operating expenses of the fund's Advisor Class excluding interest; expenses related to borrowings, taxes, and brokerage; nonrecurring, extraordinary expenses; acquired fund fees and expenses; and 12b-1 fees ("Advisor Class Operating Expenses"), to the extent the Advisor Class Operating Expenses exceed 0.15% of the class' average daily net assets. The agreement may be terminated at any time after September 30, 2020, with approval by the fund's Board of Directors. Any expenses paid under this agreement (or a separate agreement limiting the Advisor Class' total expense ratio to 0.99%) are subject to reimbursement to T. Rowe Price Associates, Inc., by the fund whenever the fund's Advisor Class Operating Expenses are below 0.15%. However, no reimbursement will be made more than three years from the date such amounts were initially waived or reimbursed. The fund may only make repayments to T. Rowe Price Associates, Inc., if such repayment does not cause the fund's Advisor Class Operating Expenses (after the repayment is taken into account) to exceed the lesser of: (1) any Advisor Class contractual expense limitation in place at the time such amounts were waived; or (2) any current Advisor Class expense limitation.

Example This example is intended to help you compare the cost of investing in the fund with the cost of investing in other mutual funds. The example assumes that you invest \$10,000 in the fund for the time periods indicated and then redeem all of your shares at the end of those periods, that your investment has a 5% return each year, and that the fund's operating expenses remain the same. The example also assumes that an expense limitation arrangement currently in place is not renewed; therefore, the figures have been adjusted to reflect fee waivers or expense reimbursements only in the periods for which the expense limitation arrangement is expected to continue. Although your actual costs may be higher or lower, based on these assumptions your costs would be:

	1 year	3 years	5 years	10 years
Investor Class	\$72	\$254	\$452	\$1,024
I Class	57	208	371	846
Advisor Class	97	333	587	1,316

Portfolio Turnover The fund pays transaction costs, such as commissions, when it buys and sells securities (or "turns over" its portfolio). A higher portfolio turnover rate may indicate higher transaction costs and may result in higher taxes when the fund's shares are held in a taxable account. These costs, which are not reflected in annual fund operating expenses or in the example, affect the fund's performance. During the most recent fiscal year, the fund's portfolio turnover rate was 21.7% of the average value of its portfolio.

Investments, Risks, and Performance

Principal Investment Strategies The fund pursues its objective by investing in a diversified portfolio of other T. Rowe Price stock and bond funds that represent various asset classes and sectors. The fund's allocation between T. Rowe Price stock and bond funds will change over time in relation to its target retirement date.

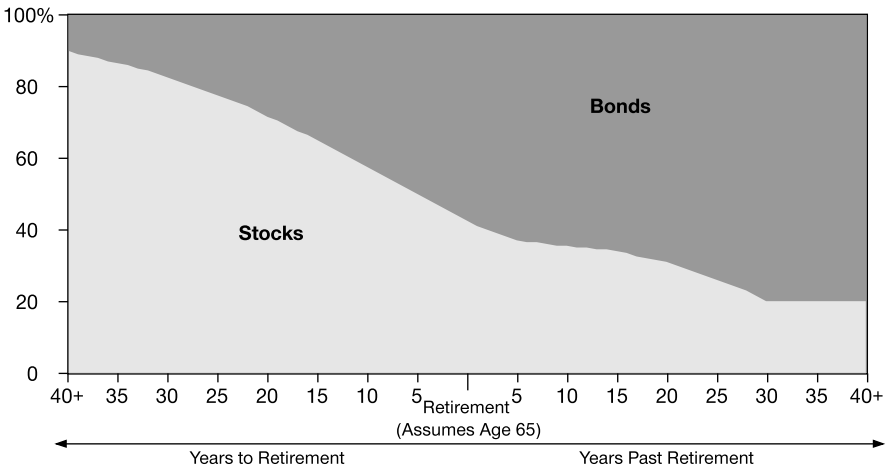
The fund is managed based on the specific retirement year (target date 2040) included in its name and assumes a retirement age of 65. The target date refers to the approximate year an investor in the fund would plan to retire and likely stop making new investments in the fund.

The fund is primarily designed for an investor who anticipates retiring at or about the target date and who plans to withdraw the value of the account in the fund gradually after retirement. However, if an investor retires earlier or later than age 65, the fund may not be an appropriate investment even if the investor retires on or near the fund's target date.

Over time, the allocation to asset classes and funds will change according to a predetermined "glide path" shown in the following chart. The glide path represents the shifting of asset classes over time and shows how the fund's asset mix becomes more conservative—both prior to and after retirement—as time elapses. This reflects the need for reduced market risks as retirement approaches and the need for lower portfolio volatility after retiring. Although the glide path is meant to dampen the fund's potential volatility as retirement approaches, the fund is not designed for a lump sum redemption at the retirement date. The fund pursues an asset allocation strategy that promotes asset accumulation prior to retirement, but it is intended to also serve as a post-retirement investment vehicle with allocations designed to support an income stream made up of regular withdrawals throughout retirement along with some portfolio growth that exceeds inflation. After the target date, the fund is designed to balance longevity and inflation risks along with the need for some income, although it does not guarantee a particular level of income.

TARGET FUNDS

Weighted %



At the target date, the fund's allocation to stocks is anticipated to be approximately 42.5% of its assets. The fund's overall exposure to stocks will continue to decline until approximately 30 years after its target date, when its allocation to stocks will remain fixed at approximately 20% of its assets and the remainder will be invested in bonds. There are no maturity restrictions within the fund's overall allocation to bonds, although the bond funds in which the fund invests may impose specific limits on maturity or credit quality. The allocations are referred to as "neutral" allocations because they are strategic and do not reflect any tactical decisions made by T. Rowe Price to overweight or underweight a particular asset class or sector based on its market outlook. The target allocations assigned to the broad asset classes (Stocks

and Bonds), which reflect these tactical decisions resulting from market outlook, are not expected to vary from the neutral allocations set forth in the glide path by more than plus (+) or minus (-) five percentage (5%) points.

The following table illustrates how the portfolio is generally expected to be allocated between the asset classes and the underlying T. Rowe Price funds that are used to represent the broad asset classes and specific sectors. The fund's overall allocation to stocks is represented by a diversified mix of U.S. and international stock funds that employ both growth and value investment approaches and consist of large-cap, mid-cap, and small-cap stocks. The fund's overall allocation to bonds is represented by a "core" fixed income component designed to have lower overall volatility and a "diversifying" fixed income component designed to respond to a variety of market conditions and improve risk adjusted returns. The information in the table represents the neutral allocations for the fund as of October 1, 2019. The target allocations and actual allocations may differ. The fund's shareholder reports set forth its actual allocations between stock funds and bond funds and to the individual T. Rowe Price funds. T. Rowe Price may periodically rebalance or modify the asset mix of the funds and change the underlying fund investments.

Target 2040 Fund

Asset Class		Sector(s)	Neutral Allocation	I Class Fund(s)
Stocks	72.50%	U.S. Large-Cap Stocks	37.13%	Equity Index 500, Growth Stock, and/or Value
		U.S. Mid-Cap Stocks	5.78	Mid-Cap Growth, Mid-Cap Index, and/or Mid-Cap Value
		U.S. Small-Cap Stocks	5.31	New Horizons, Small-Cap Index, Small-Cap Stock, and/or Small-Cap Value
		International Developed Market Stocks	17.56	International Stock, International Value Equity, and/or Overseas Stock
		International Emerging Market Stocks	3.10	Emerging Markets Stock
		Inflation Focused Stocks	3.62	Real Assets
		Bonds	27.50	Core Fixed Income
Diversifying Fixed Income	8.60			Emerging Markets Bond, Floating Rate, High Yield, International Bond, Limited Duration Inflation Focused Bond, and/or U.S. Treasury Long-Term

Principal Risks As with any mutual fund, there is no guarantee that the fund will achieve its objective. The fund's share price fluctuates, which means you could lose money by investing in the fund. You may experience losses, including losses near, at, or after the target retirement date. There is no guarantee that the fund will provide adequate income at and through your retirement. The principal risks of investing in this fund are summarized as follows:

Asset allocation risks The fund's risks will directly correspond to the risks of the underlying funds in which it invests. By investing in many underlying funds, the fund has partial exposure to the risks of many different areas of the market, and the fund's overall level of risk should decline over time. However, the selection of the underlying funds and the allocation of the fund's assets among the various asset classes and market sectors could cause the fund to underperform in comparison to other funds with a similar benchmark or similar investment objective.

Risks of stock investing Common stocks generally fluctuate in value more than bonds and may decline significantly over short periods. As with any fund having equity exposure, the fund's share price can fall because of overall weakness in the stock market. The value of a stock fund in which the fund invests may decline due to general market conditions or because of factors that affect a particular industry or market sector.

Small- and mid-cap stock risks Investing in small- and mid-cap funds entails greater risk than investing in funds that focus on larger companies. Stocks of smaller companies are usually more volatile than stocks of larger companies because smaller companies usually have more limited financial resources, less experienced management, less publicly available information, and seldom pay significant dividends that could help to cushion returns in a falling market.

Investment style risks Because the fund invests in stock funds with both growth and value characteristics, its share price may be negatively affected if either investing approach falls out of favor. Growth stocks tend to be more volatile than the overall stock market and are more sensitive to changes in current or expected earnings. Value stocks carry the risk that investors will not recognize their intrinsic value for a long time or that they are actually appropriately priced at a low level.

Interest rate risks The prices of, and the income generated by, debt instruments held by an underlying bond fund may be affected by changes in interest rates. A rise in interest rates typically causes the price of a fixed rate debt instrument to fall and its yield to rise. Conversely, a decline in interest rates typically causes the price of a fixed rate debt instrument to rise and the yield to fall. Generally, underlying funds with longer weighted average maturities and durations carry greater interest rate risk. In recent years, the U.S. and many global markets have experienced historically low interest rates. Although interest rates have begun to rise and may continue doing so, interest rates may decline in response to ongoing global trade disputes, increasing the exposure of underlying bond funds to the risks associated with declining interest rates.

Credit risks An issuer of a debt instrument held by an underlying bond fund could suffer an adverse change in financial condition that results in a payment default (failure to make scheduled interest or principal payments), rating downgrade, or inability to meet a financial obligation, thereby negatively affecting the fund's price or yield. The fund's exposure to credit risk is increased to the extent the fund invests in funds that hold noninvestment-grade bonds, also known as "junk" bonds. Junk bonds should be considered speculative as they carry greater risk of default and erratic price swings due, in part, to adverse changes in the credit quality of the issuer.

Liquidity risks The fund or an underlying fund may not be able to meet redemption requests without significantly diluting the remaining shareholders' interests in the fund. In addition, an underlying fund may not be able to sell a holding in a timely manner at a desired price. This risk could affect both stock and bond funds in which the fund invests, but typically represents a greater risk for bond funds. Reduced liquidity in the bond markets can result from a number of events, such as limited trading activity, reductions in bond inventory, and rapid or unexpected changes in interest rates. Markets with lower overall liquidity could lead to greater price volatility and limit an underlying fund's ability to sell a holding at a suitable price.

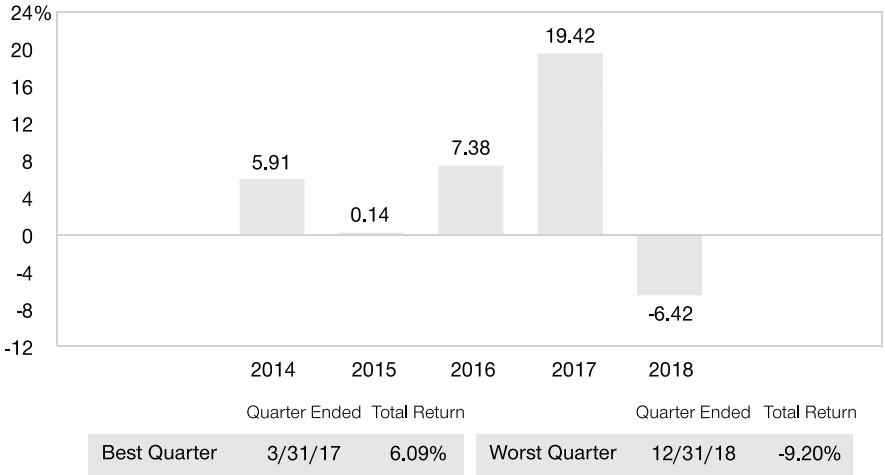
International investing risks An underlying fund's investments in international securities may lose value because of adverse local, political, social, or economic developments overseas, or due to decreases in foreign currency values relative to the U.S. dollar. International securities tend to be more volatile and have lower overall liquidity than investments in U.S. securities, and are subject to settlement practices and regulatory and financial reporting standards that differ from those of the U.S. The risks are heightened for the underlying funds that focus on emerging markets. In addition to the risks of investing in international developed markets, emerging markets are more susceptible to governmental interference, less efficient trading markets, and the imposition of local taxes or restrictions on gaining access to the fund's investments.

Performance The following performance information provides some indication of the risks of investing in the fund. The fund's performance information represents only past performance (before and after taxes) and is not necessarily an indication of future results.

The following bar chart illustrates how much returns can differ from year to year by showing calendar year returns and the best and worst calendar quarter returns during those years for the fund's Investor Class. Returns for other share classes vary since they have different expenses.

TARGET 2040 FUND

Calendar Year Returns



The fund's return for the six months ended 6/30/19 was 14.53%.

The following table shows the average annual total returns for each class of the fund that has been in operation for at least one full calendar year, and also compares the returns with the returns of a relevant broad-based market index, as well as with the returns of one or more comparative indexes that have investment characteristics similar to those of the fund, if applicable.

In addition, the table shows hypothetical after-tax returns to demonstrate how taxes paid by a shareholder may influence returns. After-tax returns are calculated using the historical highest individual federal marginal income tax rates and do not reflect the impact of state and local taxes. Actual after-tax returns depend on an investor's tax situation and may differ from those shown. After-tax returns shown are not relevant to investors who hold their fund shares through tax-deferred arrangements, such as a 401(k) account or an IRA. After-tax returns are shown only for the Investor Class and will differ for other share classes.

Average Annual Total Returns

	Periods ended December 31, 2018			Inception date 08/20/2013
	1 Year	5 Years	Since inception	
Investor Class				
Returns before taxes	-6.42 %	4.94 %	6.65%	
Returns after taxes on distributions	-7.77	3.89	5.60	
Returns after taxes on distributions and sale of fund shares	-3.10	3.68	5.04	
I Class				02/26/2016
Returns before taxes	-6.26	—	8.55	
Advisor Class				08/20/2013
Returns before taxes	-6.67	4.67	6.37	
S&P Target Date 2040 Index (reflects no deduction for fees, expenses, or taxes)			6.30 ^b	
	-7.41	4.82	8.30 ^c	
Combined Index Portfolio (reflects no deduction for fees, expenses, or taxes) ^a			6.50 ^b	
	-5.58	5.23	8.54 ^c	

^a Combined Index Portfolio is a blended benchmark composed of 73.50% stocks (51.45% Russell 3000 Index and 22.05% MSCI All Country World Index ex USA), and 26.50% bonds (Bloomberg Barclays U.S. Aggregate Bond Index). The percentages will vary over time and the indices may vary over time.

^b Return since 8/20/13.

^c Return since 2/26/16.

Updated performance information is available through troweprice.com.

Management

Investment Adviser T. Rowe Price Associates, Inc. (T. Rowe Price or Price Associates)

Portfolio Manager*	Title	Managed Fund Since	Joined Investment Adviser
Jerome A. Clark	Cochairman of Investment Advisory Committee	2013	1992
Wyatt A. Lee	Cochairman of Investment Advisory Committee	2013	1999
Kimberly E. DeDominicis	Cochairman of Investment Advisory Committee	2019	1998**

* Effective January 1, 2020, Andrew Jacobs van Merlen will join Mr. Clark, Ms. DeDominicis and Mr. Lee as one of the fund's portfolio managers and become a Cochairman of the Investment Advisory Committee. Mr. Jacobs van Merlen joined T. Rowe Price in 2000. Effective January 1, 2021, Mr. Clark will step down as a portfolio manager and Cochairman of the fund's Investment Advisory Committee.

** Ms. DeDominicis originally joined the Firm in 1998 and returned to the Firm in 2003.

Purchase and Sale of Fund Shares

The fund (other than the I Class) generally requires a \$2,500 minimum initial investment (\$1,000 minimum initial investment if opening an IRA, a custodial account for a minor, or a small business retirement plan account). Additional purchases generally require a \$100 minimum. These investment minimums generally are waived for financial intermediaries and certain employer-sponsored retirement plans submitting orders on behalf of their customers. Advisor Class shares may generally only be purchased through a financial intermediary or retirement plan.

The I Class requires a \$1 million minimum initial investment and there is no minimum for additional purchases, although the initial investment minimum generally is waived for financial intermediaries, retirement plans, and certain institutional client accounts for which T. Rowe Price or its affiliate has discretionary investment authority.

For investors holding shares of the fund directly with T. Rowe Price, you may purchase, redeem, or exchange fund shares by mail; by telephone (1-800-225-5132 for IRAs and nonretirement accounts; 1-800-492-7670 for small business retirement plans; and 1-800-638-8790 for institutional investors and financial intermediaries); or, for certain accounts, by accessing your account online through troweprice.com.

If you hold shares through a financial intermediary or retirement plan, you must purchase, redeem, and exchange shares of the fund through your intermediary or retirement plan. You should check with your intermediary or retirement plan to determine the investment minimums that apply to your account.

Tax Information

Any dividends or capital gains are declared and paid annually, usually in December. Redemptions or exchanges of fund shares and distributions by the fund, whether or not you reinvest these amounts in additional fund shares, may be taxed as ordinary income or capital

gains unless you invest through a tax-deferred account (in which case you will be taxed upon withdrawal from such account).

Payments to Broker-Dealers and Other Financial Intermediaries

If you purchase shares of the fund through a broker-dealer or other financial intermediary (such as a bank), the fund and its related companies may pay the intermediary for the sale of fund shares and related services. These payments may create a conflict of interest by influencing the broker-dealer or other intermediary and your salesperson to recommend the fund over another investment. Ask your salesperson or visit your financial intermediary's website for more information.

T.RowePrice®

T. Rowe Price Associates, Inc.
100 East Pratt Street
Baltimore, MD 21202

F196-045 10/1/19